

DESIGN VENICE S10



Create a minimalistic rhythm with Design Venice™ S10 for ventilated steel facade systems.

BE INSPIRED!

Experience the shape and the detail on the finished facade surface. Energise your facade with Liberta solar panels. Visualise the materials and colours in different lighting, and from various perspectives, with the Ruukki Design Palette Visualiser.


Applications: facade and ceiling surfaces.

Ruukki® emotion

Available also with perforation and backlighting.

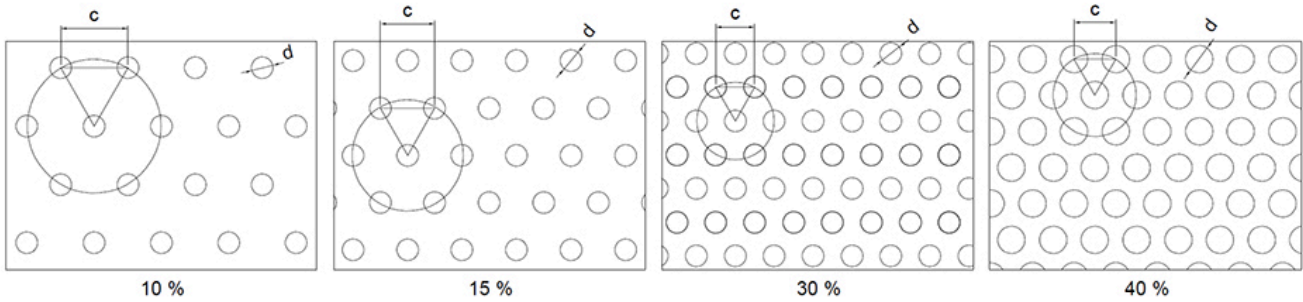
The information on our website is accurate to the best of our knowledge and understanding. Although every effort has been made to ensure accuracy, the company cannot accept any responsibility for any direct or indirect damages resulting from possible errors or incorrect application of the information of this publication. We reserve the right to make changes.

PROPERTIES



Model name	Design Venice S10
Effective width	998 mm
Total width	1012 mm
Depth	10 mm
Pitch	33 mm
Maximum length	7000 mm
Minimum length	500 mm

PERFORATION LAYOUT



- 10 % perforation, hole size $d = 4$ mm, centres $c = 12$ mm
- 15 % perforation, hole size $d = 4$ mm, centres $c = 10$ mm
- 30 % perforation, hole size $d = 4$ mm, centres $c = 7$ mm
- 40 % perforation, hole size $d = 5$ mm, centres $c = 7.5$ mm

MATERIALS

Material	Material	Weight (kg/m ²)	Surface treatment	Available with	Stock material	Reaction to fire
----------	----------	-----------------------------	-------------------	----------------	----------------	------------------

thickness (mm)		perforation				
Steel	0.6	5.9	GreenCoat Hiarc	x	x	A1
	0.6	5.9	Powder coating	x	x	A2 - s1,d0
Aluminium	0.7	2.41	Powder coating	x	-	-
	0.7	2.41	PVDF coating	x	-	-
Aluminium (Brushed design)	0.7	2.4	Brushed with (semi) transparent coating	x	-	-
Aluminium (Pattern-painted)	0.7	2.4	Painted (multilayer coating)	x	-	-

COLOURS & COATINGS


COATINGS

Colour chart	Coating	Colour
Standard	GreenCoat HIARC	RR20, RR21, RR23, RR24, RR29, RR32, RR33, RR34, RR35, RR40, RR41, RR42, RR43
	GreenCoat HIARC Matt	RR40, RR41, RR45
Colourful	GreenCoat HIARC & Powder paint	RR11, RR22, RR24, RR26, RR29, RR30, RR31, RR32, RR33, RR34, RR35, RR36, RR37, RR44, RR45, RR750
	Powder paint	RAL 2000, RAL 2001, RAL 3003, RAL 6019, RAL 6027, RAL 9010
Unique	GreenCoat HIARC & Powder paint	RAL and NCS colours available by request


Also other coating types (e.g. anti-graffiti) are available upon request (non-stock material).

Minimum order sizes:


- Standard chart: No limitations
- Colourful & unique chart: HIARC 2000m²; Powder paint 100m²




RR23 DARK GREY



RR20 WHITE



RR21 LIGHT GREY



RR22 GREY



RR40 SILVER MATT




RR41 DARK SILVER MATT




RR45 METALLIC GRAPHITE




RR 11 SPRUCE GREEN




RR24 LIGHT YELLOW




RR26 YELLOW



RR29 RED



RR30 LIGHT BROWN




RR31 BROWN




RR32 DARK BROWN




RR33 BLACK




RR34 LIGHT BLUE



RR36 LIGHT GREEN



RR35 BLUE



RR37 GREEN



RR42 GOLD



RR43 COPPER



RR44 METALLIC BLUE



RR750 TILE RED

ACCESSORIES

Facade cladding system, completed with flashings, fasteners and support studs provides a fully finished facade, as well as quick and easy installation.



07 JUN, 2017

EN_Cladding_Accessories_09_2019
PDF, 2.98 MB



15 SEP, 2016

Profiled sheets and purlins accessories
PDF, 4.80 MB

DESIGN TOOLS

To make both architectural and structural design work easier, with accurate product information in 3D form, we offer a selection of CAD / BIM -objects and software tools, to be downloaded from the Software Toolbox portal.

READY MODELLED BIM OBJECTS

Download objects for ArchiCAD

Download objects for Revit

DETAIL DRAWINGS (.DWG)



06 MAY, 2016

Ruukki_design_profiles_detail_drawings_DWG

ZIP, 1.64 MB

DETAIL DRAWINGS (.PDF)



06 MAY, 2016

Ruukki_design_profiles_detail_drawings_PDF

ZIP, 1.32 MB

INSTRUCTIONS

ORDER FORMS



06 MAY, 2016

Ruukki-Design-Profiles-Order-form

ZIP, 900.38 KB



06 MAY, 2016

Design Cor-Ten S7 Order form

ZIP, 325.11 KB

ASSEMBLY INSTRUCTIONS

Assembly instructions document includes information about:

- Packing
- Transportation and unloading
- Storing
- Assembling.



06 MAY, 2016

Ruukki_design_profiles_fastening_instructions_PDF

ZIP, 247.26 KB

TOLERANCES



15 JUN, 2016

Design profile product tolerances 24.11.2015
PDF, 48.43 KB

MAINTENANCE INSTRUCTIONS

Maintenance instructions document contains information about:

- Washing
- Painting



06 MAY, 2016

Ruukki colour coated steel - Maintenance instructions
PDF, 600.37 KB



06 MAY, 2016

Ruukki powder coated facade claddings - Maintenance instructions
PDF, 602.18 KB

CERTIFICATES & APPROVALS

DECLARATION OF PERFORMANCE



06 MAY, 2016

Declaration of Performance 25/PP/PAR - Cladding products
PDF, 56.68 KB