

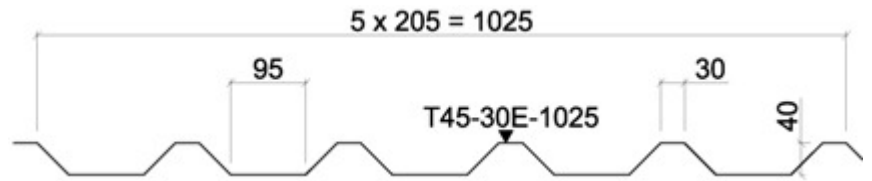
LOW PROFILE T45-30E-1025



Low profiled sheets are designed for commercial and industrial buildings' facades and internal linings. Easy and fast to assemble, low profiled sheets are a perfect choice when both speed of construction and functionality are key.

The information on our website is accurate to the best of our knowledge and understanding. Although every effort has been made to ensure accuracy, the company cannot accept any responsibility for any direct or indirect damages resulting from possible errors or incorrect application of the information of this publication. We reserve the right to make changes.

PROPERTIES



Model name	Low Profile T45-30E-1025
Depth	40 mm
Effective width	1025 mm
Width of valley	95 mm
Width of crown	30 mm
Minimum length	800 mm
Maximum length	12000 mm

MATERIALS

Material	Material thickness (mm)	Weight (kg/m ²)	Surface treatment
Steel	0.6	5.74	Galvanized
Steel	0.6	5.74	Polyester
Steel	0.6	5.74	GreenCoat Hiarc
Steel	0.7	6.70	Galvanized

COLOURS & COATINGS

GALVANIZED

Metal coating improves the corrosion resistance of steel and extends product lifetime. Zinc-coated steel sheets are suitable for applications where corrosion resistance is required. The corrosion resistance provided by the zinc coating is in direct proportion to the thickness of the zinc layer.

POLYESTER


Polyester for outdoor use is an economic coating for wall profiles in warehouses and other buildings. It is recommended for the construction industry. It is suitable for applications where coating is not used under extreme conditions, nor is there high requirement of long-term use. This coating offers a wide colour selection and budget price.

HIARC


Hirac is recommended for the construction industry. It has supreme colour and gloss durability, and metallic colours are available. The Hirac colour coating has been developed especially for facades. It has excellent resistance to corrosion, excellent resistance to UV radiation and it is easily kept clean.

Coating	Colour
Galvanized	n/a
Polyester	RR20, RR21, RR23, RR29, RR32, RR33, RR946
HIARC	RR20, RR21, RR22, RR23, RR24, RR29, RR32, RR33, RR34, RR35, RR40, RR41, RR45


COLOURS




RR20 WHITE




RR21 LIGHT GREY




RR22 GREY



RR23 DARK GREY



RR24 LIGHT YELLOW




RR29 RED




RR32 DARK BROWN



RR33 BLACK



RR34 LIGHT BLUE



RR35 BLUE




RR40 SILVER MATT



RR41 DARK SILVER MATT



RR45 METALLIC GRAPHITE



RR946 SILVER

ACCESSORIES

Facade cladding system, completed with flashings, fasteners and support studs, provides a fully finished facade, as well as quick and easy installation.

Ruukki's Design profile façade accessories can be used for low profile products.



07 JUN, 2017

EN_Cladding_Accessories_09_2019
PDF, 2.98 MB



15 SEP, 2016

Profiled sheets and purlins accessories
PDF, 4.80 MB

DESIGN TOOLS

To make both architectural and structural design work easier, with accurate product information in 3D form, we offer a selection of CAD / BIM -objects and software tools, to be downloaded from the Software Toolbox portal.

READY MODELLED BIM OBJECTS

Download objects for ArchiCAD

Download objects for Revit

DETAIL DRAWINGS (.DWG)



06 MAY, 2016

Ruukki_low_profiles_dimensional drawings_DWG
ZIP, 810.12 KB

DETAIL DRAWINGS (.PDF)



06 MAY, 2016

Ruukki_low_profiles_dimensional drawings_PDF
ZIP, 1.16 MB

INSTRUCTIONS



06 MAY, 2016

Ruukki Profile sheet storage instruction
PDF, 220.76 KB

MAINTENANCE INSTRUCTIONS

Maintenance instructions document contains information about:

- Washing
- Painting



06 MAY, 2016

Ruukki colour coated steel - Maintenance instructions
PDF, 600.37 KB



06 MAY, 2016

Ruukki powder coated facade claddings - Maintenance instructions
PDF, 602.18 KB

CERTIFICATES & APPROVALS

DECLARATION OF PERFORMANCE



07 DEC, 2017

Declaration of Performance 28/PP/VIM - Low profiles
PDF, 233.13 KB



06 MAY, 2016

Declaration of Performance 8/PP/VIM - Low profiles
PDF, 254.62 KB