


Z PURLIN, TERMO



Ruukki's Termo purlins offer an optimised solution for avoiding cold bridges in purlin constructions on external roofs or walls.

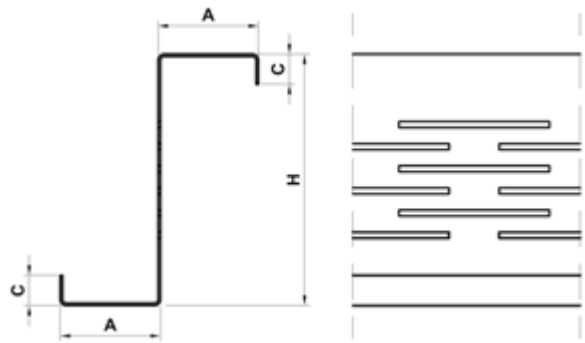
Cold bridges can be minimised by the slotted hole system on the purlins' web. To optimise the design, use our PurCalc software.

Applications:

- Industrial construction
- Hall and warehouse construction
- Renovation projects

The information on our website is accurate to the best of our knowledge and understanding. Although every effort has been made to ensure accuracy, the company cannot accept any responsibility for any direct or indirect damages resulting from possible errors or incorrect application of the information of this publication. We reserve the right to make changes.

PROPERTIES



Model name Z Purlin, Termo

Section type Z-sections

Height 150, 175, 200, 225, 250 mm

Thickness 1.0, 1.2, 1.5, 2.0 mm

Minimum length 1600 mm

Maximum Length 15000 mm

Material Hot galvanised steel sheet Steel quality S350GD+Z275 according to EN 10346

Tolerances Dimensions and shape according to EN 1090-4, material thickness according to EN 10143

CROSS SECTION GEOMETRIES: TERMO PURLIN Z

| Type of purlin | Termo perforation row quantity (pcs) | Thickness (mm) | H (mm) | A (mm) | B (mm) | C (mm) | Weight (kg/m) |
|----------------|--------------------------------------|----------------|--------|--------|--------|---------|---------------|
| LPT-Z150 | 8 | 1 | 150 | 50 | - | >=14.00 | 2.05 |
| | | 1.2 | | | | | 2.46 |
| | | 1.5 | | | | | 3.07 |
| | | 2 | | | | | 4.10 |
| LPT-Z175 | 8 | 1 | 175 | 50 | - | =12.50 | 2.25 |

| | | | | | | | | |
|----------|----|---|-----|----|---|--|---------|------|
| | | | 1.2 | | | | >=13.30 | 2.69 |
| | | | 1.5 | | | | >=14.50 | 3.37 |
| | | | 2 | | | | >=16.50 | 4.49 |
| LPT-Z200 | 8 | 1 | 200 | 50 | - | | >=13.00 | 2.44 |
| | | | 1.2 | | | | >=13.80 | 2.93 |
| | | | 1.5 | | | | >=15.00 | 3.66 |
| | | | 2 | | | | >=17.00 | 4.88 |
| LPT-Z225 | 10 | 1 | 225 | 50 | - | | >=15.50 | 2.68 |
| | | | 1.2 | | | | >=16.30 | 3.21 |
| | | | 1.5 | | | | >=17.50 | 4.02 |
| | | | 2 | | | | >=19.50 | 5.35 |
| LPT-Z250 | 10 | 1 | 250 | 50 | - | | >=13.00 | 2.83 |
| | | | 1.2 | | | | >=13.80 | 3.40 |
| | | | 1.5 | | | | >=15.00 | 4.25 |
| | | | 2 | | | | >=17.00 | 5.67 |

ACCESSORIES

ACCESSORIES



15 SEP, 2016

Profiled sheets and purlins accessories

PDF, 4.80 MB

DESIGN TOOLS

DESIGN TOOLS

Our PurCalc software is constantly improved and updated to easily design and optimise Ruukki's lightweight purlin sections.

Choosing the right filters will help you to select the right product characteristics. The software enables the calculation of various roof purlin systems, whether the purlins are restrained by trapezoidal sheeting or roof sandwich panels.

[Download PurCalc](#)

DETAIL DRAWINGS (.DWG)



06 MAY, 2016

Ruukki lightweight purlins details EN [dwg files]

ZIP, 20.26 MB

DETAIL DRAWINGS (.PDF)



06 MAY, 2016

Ruukki lightweight purlins details EN [pdf files]

ZIP, 3.52 MB

INSTRUCTIONS

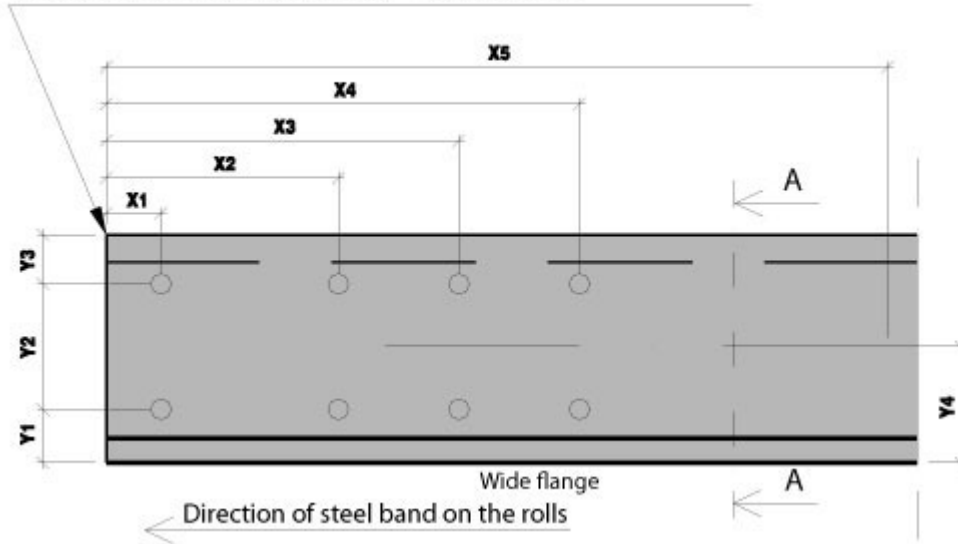
ORDERING

Please provide the following information when ordering:

- Type of purlin
- Thickness
- Length
- Number.

In case of pre-punched purlins, please send us purlin drawings showing the location of the holes.

Reference point for distances = cutting point



TECHNICAL MANUAL



06 MAY, 2016
lightweight purlin technical manual
PDF, 5.84 MB

PRE-PUNCHING SERVICE

Purlins can be pre-punched in our factory. This makes construction on-site faster and easier. The standardised sizes and locations of holes for fixing screws are presented below. Please contact us for additional information about the pre-punching possibilities.

Holes are made during production at continuous line.

Additional information:

- Max. material thickness 3mm (for \varnothing 60mm max. material thickness 2mm)
- Holes can be made in a row
- Oval and rectangular holes can be rotated by 90°.

| Type of hole | Diameter (mm) | Rotation (°) |
|--------------|---------------|--------------|
| Round | 7 | - |
| Round | 10 | - |
| Round | 12 | - |

| | | |
|-------------|---------|----|
| Round | 14 | - |
| Round | 16 | - |
| Round | 18 | - |
| Round | 20 | - |
| Round | 22 | - |
| Round | 26 | - |
| Round | 60 | - |
| Oval | 12×24 | 90 |
| Oval | 14×24 | 90 |
| Oval | 16×35 | 90 |
| Oval | 18×31.7 | 90 |
| Oval | 18×35 | 90 |
| Oval | 20×35 | 90 |
| Rectangular | 5×25 | 90 |

CERTIFICATES & APPROVALS

DECLARATION OF PERFORMANCE



11 MAY, 2016

Declaration of Performance 12/LBS/VIM - Load bearing products
PDF, 494.06 KB