

H Purlin

Our pre-punched purlins are quick to install and suitable for both insulated and uninsulated roofs and walls. The thickness and height of the purlin selected depend on span length and loads. To optimise the design, use our **PurCalc** software.

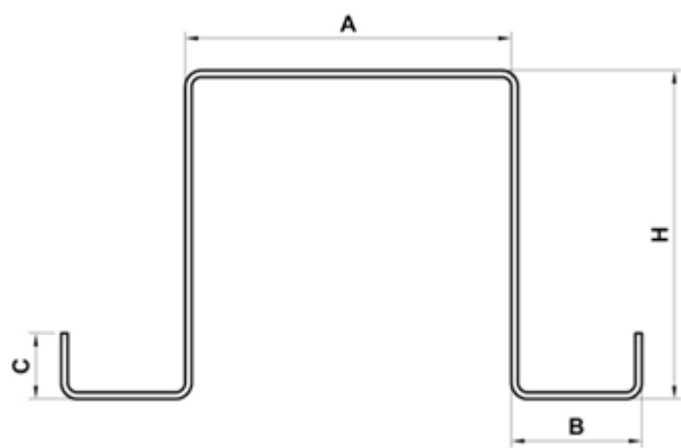
Common applications include:

- Industrial construction
- Hall and warehouse construction
- Extension construction and renovation



SEND CONTACT REQUEST

Properties



Model name	H Purlin
Height	100, 125, 150, 200, 250 mm
Thickness	1.0–2.5 mm
Section type	H-sections
Minimum length	1600 mm
Maximum Length	15000 mm
Quality control	According to EN 1090
Material	Hot galvanised steel sheet Steel quality S350GD+Z275 according to EN 10346
Tolerances	Dimensions and shape according to EN 1090-4, material thickness according to EN 10143

Cross-section geometries

Type of purlin	Thickness (mm)	H (mm)	A (mm)	B (mm)	C (mm)	Weight (kg/m)	Max length (m)
LP-H100	1.0	100	100.0	47.0	>=18.0	3.28	10.00

	1.2	100	100.0	47.0	>=18.0	3.95	10.00
	1.5	100	100.0	47.0	>=18.0	5.00	15.00
	2.0	100	100.0	47.0	>=18.0	6.67	15.00
LP-H125	1.0	125	100.0	40.0	>=16.0	3.60	10.00
	1.2	125	100.0	40.0	>=16.0	4.32	10.00
	1.5	125	100.0	40.0	>=16.0	5.40	15.00
	2.0	125	100.0	40.0	>=16.0	7.20	15.00
LP-H150	1.0	150	100.0	45.0	>=16.0	4.00	10.00
	1.2	150	100.0	45.0	>=16.0	4.80	10.00
	1.5	150	100.0	45.0	>=16.0	6.00	15.00
	2.0	150	100.0	45.0	>=16.0	8.00	15.00
LP-H200	1.5	200	120.0	47.0	>=16.0	7.80	14.10
	2.0	200	120.0	47.0	>=16.0	10.50	11.43
	2.5	200	120.0	47.0	>=16.0	12.75	9.41
LP-H250	1.5	250	120.0	50.0	>=16.0	9.00	12.22
	2.0	250	120.0	50.0	>=16.0	12.00	10.00
	2.5	250	120.0	50.0	>=16.0	15.08	7.96

Design tools



PurCalc® software for designing purlins

With the PurCalc® software, the user can design roof and wall purlins produced by Ruukki. The purlins are designed as continuous beams. The purlin type must be the same for the whole structure, but the thickness may vary. One of the purlin flanges is assumed to be supported with the profile sheet. The other flange may be either supported or unsupported. Basic loads such as uniform snow load and wind load can be easily given with a few parameters. Also, more complicated load types, such as snowdrift loads, can be given. The software calculates the necessary fasteners for the supporting structure as well.

[Go to PurCalc® software](#)

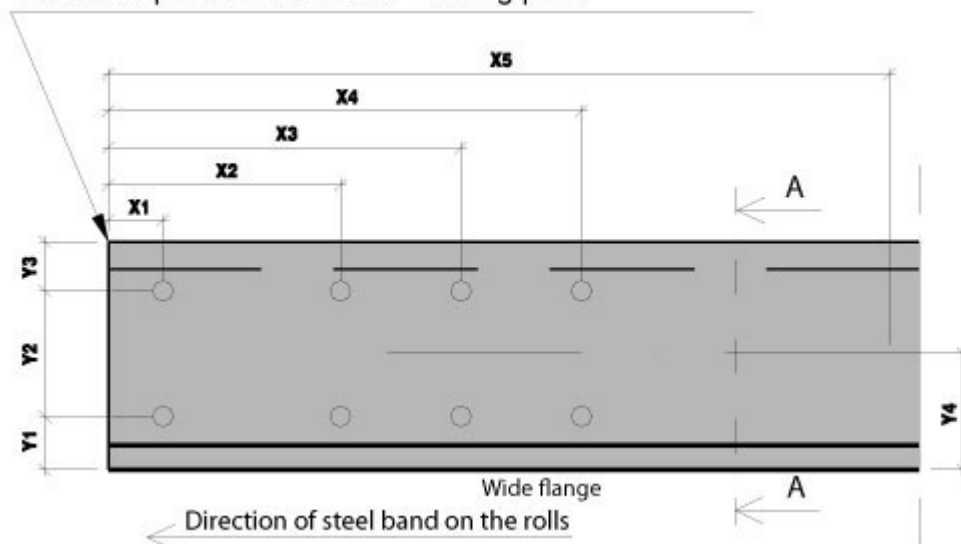
Ordering

Please provide the following information when ordering:

- Type of purlin
- Thickness
- Length
- Number.

In case of pre-punched purlins, please send us purlin drawings showing the location of the holes.

Reference point for distances = cutting point



Pre-punching service

Purlins can be pre-punched in our factory. This makes construction on-site faster and easier. The standardised sizes and locations of holes for fixing screws are presented below. Please contact us for additional information about the pre-punching possibilities.

Holes are made during production at continuous line.

Additional information:

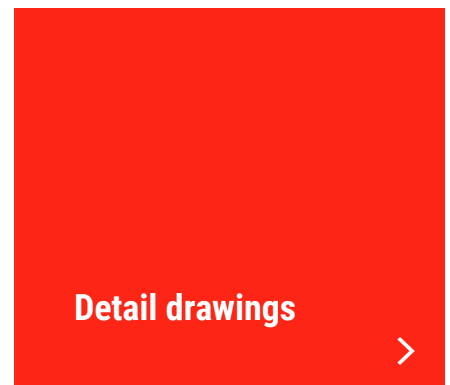
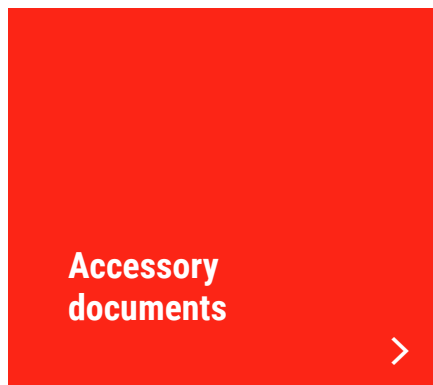
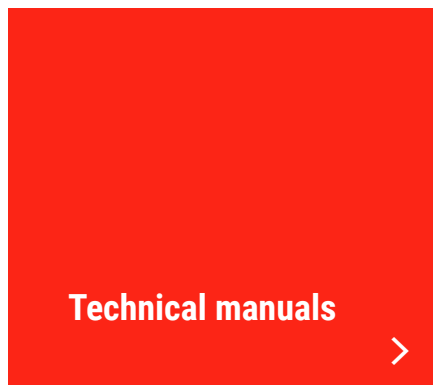
- Max. material thickness 3mm (for \varnothing 60mm max. material thickness 2mm)
- Holes can be made in a row
- Oval and rectangular holes can be rotated by 90°.

Type of hole	Diameter (mm)	Rotation (°)
Round	7	-
Round	10	-
Round	12	-
Round	14	-
Round	16	-
Round	18	-
Round	20	-
Round	22	-

Round	26	-
Round	60	-
Oval	12×24	90
Oval	14×24	90
Oval	16×35	90
Oval	18×31.7	90
Oval	18×35	90
Oval	20×35	90
Rectangular	5×25	90

Technical documents

Here you can find all technical documents related to Ruukki's light weight purlins. Documents are organised by document type. Click to enter document library.



Certificates and approvals

Here you can find all certificates and approvals related to Ruukki's light weight purlins. Documents are organised by document type. Click to enter document library.

**Declaration of
performance**

