

Liberta Original 102

Create a genuine and distinct layout with the Liberta Original 102 rainscreen panel for ventilated steel and aluminium facade systems.

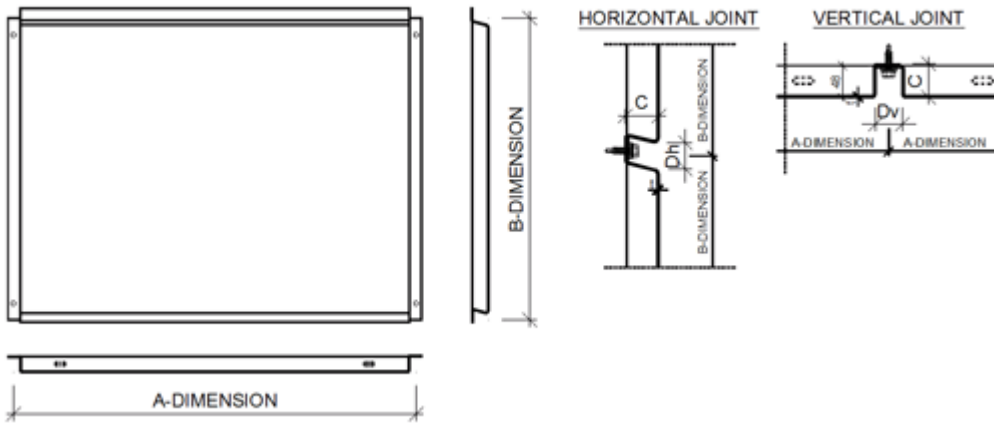
Ruukki® Emotion

Also available with perforation and backlighting.



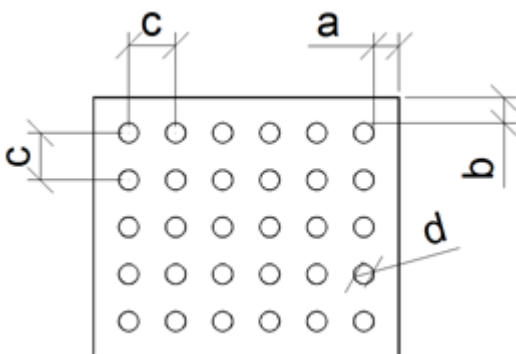
[SEND CONTACT REQUEST](#)

Properties



Model name	Liberta Original 102
Depth	20, 25, 30 mm
Horizontal joint	20, 25, 30 mm
Vertical joint	20, 25, 30 mm
Fastening Style	Visible

Perforation layout



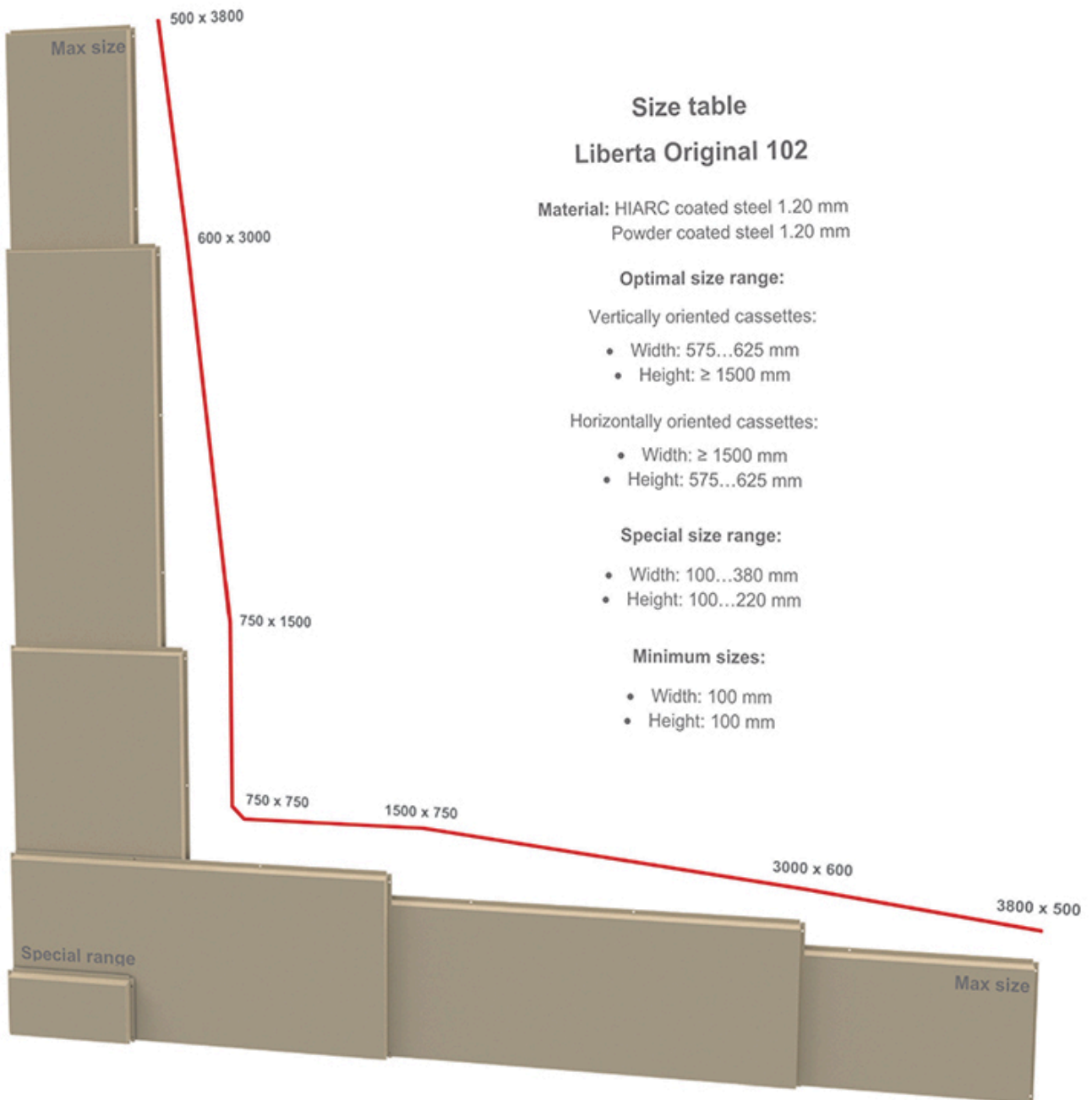
Dimension/hole	mm
a	≥10
b	≥10

c	$\geq d+25$
d	16, 20, 30, 40, 50, 60

Symmetrical perforation: Fully perforated in symmetrical square layout. Only 1 hole size (d) and distance (a, b, c) per product.

Art perforation: Fully or partly perforated in freely chosen locations. All hole sizes (d) and distances (c) available per product.

Size table



Materials


Material	Material thickness (mm)	Weight (kg/m ²)	Surface treatment	Available with perforation	Minimum order amount (m ²)	Reaction to fire
----------	-------------------------	-----------------------------	-------------------	----------------------------	--	------------------

Steel	1.2	11.4	GreenCoat Hiarc	No	Standard colours: No limitations Extended colours: 900	A1
	1.2	11.4	Powder coating	Yes	100	A2 - s1, d0
Aluminium	2.0	6.5	Powder coating	Yes	250	-
	2.0	6.5	PVDF coating	yes	250	-
	1.5	4.9	Powder coating	Yes	250	-
	1.5	4.9	PVDF coating	Yes	350	-
Rheinzink	1.0	8.7	Pre-patinated (no coating)	Limited	100	A1
Copper, Brass & Bronze	1.0	10.8	Pre-patinated (no coating)	Limited	60	A1
	1.5	16.2	Pre-patinated (no coating)	Limited	60	A1
Stainless steel	1.0	9.5	Smooth (2B)	Limited	125	A1
	1.0	9.5	Wet grinded (4N)	Limited	125	A1


Coatings and colors

GreenCoat HIARC (Standard colours)


Gloss level: 35



RR20 Winter white



RR21 Pebble grey



RR23 Mountain grey



RR40 Metallic silver



RR41 Metallic dark silver



RR42 Metallic gold



RR43 Metallic copper

GreenCoat HIARC Matt (Standard colours)

Gloss level: 5



RR40 Metallic silver



RR41 Metallic dark silver



RR45 Metallic titanium

Extended colours

- GreenCoat HIARC (steel)
- PVDF (aluminium)
- Powder paint (steel)
- Powder paint (aluminium)

BIM objects



Download BIM objects to your desktop

ProdLib brings Ruukki products as BIM models directly to your desktop in 3D form for design programs AutoCAD, Autodesk Revit, Archicad and Tekla Structures. Product libraries compile all necessary design models and detailed drawings in one place. Library updates are automatically notified, so as a user you can be sure that your product information is constantly up to date. ProdLib can also be used as a standalone desktop application.

[Go to BIM library](#)

Download documents

Declaration of performance



Declaration of Performance 25/PP/PAR - Cladding products

PDF, 48.8 KB

Order form



Ruukki Liberta rainscreen panels order form_2.2.4

XLSM, 4.5 MB

Maintenance instructions



Ruukki Cor-Ten facades - maintenance instructions

PDF, 70.3 KB



Ruukki powder coated facade claddings - Maintenance instructions

PDF, 0.6 MB



Ruukki colour coated steel - Maintenance instructions

PDF, 0.6 MB

Accessory documents



EN_Cladding_Accessories_02_2020

PDF, 3.6 MB

References



Mall "Apelsīns"

In cooperation with Ruukki, a facade cassette mounting and perforation solution was developed that allowed the desired result - a unique and impressive view of ...




Sports centre - Mariahallen

"It's at its most impressive in the evening, when the lights are lit behind the steel rainscreen panels and the turquoise of the panels shines behind the perfor...



Retail shop - Kytary.cz

Ruukki delivered Liberta Original 102 panels for the facade cladding. The colour of the panels can be changed into the desired hue, and today, Kytary.cz is an e...



BMX track of Valmiera city

This was a nice and a special project, where we made perforation pattern using Ruukki Liberta Original 102 special perforation of legendary sportsman – Māris Št...

[See all rainscreen panel references](#)